

# DDS- Planning & Zoning: Historic Review Application



Submission date: **30 March 2021, 3:01PM**  
Receipt number: **179**

## Property Information

Property Address  
Street: **375 Laurel Street**  
City: **Hartford**  
State: **Connecticut**  
Zip Code: **06105**

Zoning District: **N-2-1**

Parcel ID: **179-319-060**

Property Owner: **Brendan Harris**

Property Owner's Address:  
Street: **375 Laurel Street**  
City: **Hartford**  
State: **Connecticut**  
Zip Code: **06105**

Phone: **860-808-7011**

Email: **bharrisct@gmail.com**

## Applicant

Please check if "Applicant" is the same as "Property Owner"

Please check if "Applicant" is the same as "Property Owner"

Name of Applicant: **Brendan Harris**

File Date: **03/30/2021**

Address:

Street: 375 Laurel Street

City: Hartford

State: Connecticut

Zip Code: 06105

Phone:

860-808-7011

Email:

bharrisct@gmail.com

## Primary Point of Contact

Name:

Brendan Harris

Phone:

860-808-7011

Email:

bharrisct@gmail.com

Describe your application action(s) and provide as much detail as possible.

I would like to replace the windows in my home with new energy efficient Window World 4000 series replacement vinyl windows. Window color to be almond, black, or brown. Not white. Windows will be sealed and insulated inside and out, and wrapped in an aluminum trim coil on exterior.

Proposed work:

Other: Replace windows

Current materials being repaired/replaced:

Wood windows

Materials/products being used in work:

Vinyl windows and aluminum trim coil

Please upload all supporting materials and photographs below.

## Signatures

Signature of Applicant:



[Link to signature](#)


Name of Applicant:

Brendan Harris

Date:

March 30, 2021

Signature of Property Owner:

A handwritten signature in black ink, appearing to read "Brendan Harris". The signature is written in a cursive style with a large initial 'B' and a distinct 'H'.

[Link to signature](#)

Name of Property Owner:

Brendan Harris

Date:

March 30, 2021







# Window World

**4000 SERIES**  
DOUBLE-HUNG AND DOUBLE SLIDING  
VINYL REPLACEMENT WINDOWS



**AMERICA'S EXTERIOR REMODELER**

Improving Homes. Changing Lives.

# 4000 SERIES

DOUBLE-HUNG AND DOUBLE SLIDING  
VINYL REPLACEMENT WINDOWS



Showcase your home with our 4000 Series Vinyl Windows. With top energy efficiency, exceptional strength, and beautifully clean and sleek lines, they'll provide you everything you're looking for, and more. Our promise to you, "Simply the Best for Less."®



Horizontal sliding windows offer large viewing areas with minimal visual interruptions.

Energy-efficient options and a variety of stylish design choices offer numerous opportunities to customize our 4000 Series Replacement Windows to suit your needs. Choose to upgrade with our SolarZone™ glass packages to help improve thermal performance and reduce energy costs. A variety of operational configurations gives you the ability to select the window style that will make the most of your home. Achieve your most creative design aspirations by choosing from our white or almond color offerings with options to add an interior woodgrain laminate, rich-hued exterior color, plus multiple distinctive grid patterns or blinds-between-the-glass. After Window World's expert installation, you'll rest assured knowing you've chosen the best quality windows available.



### Best-in-Class Features:

- 1 Welded, heavy-duty vinyl construction provides superior strength and durability while multiple hollow chambers in the mainframe create sealed air spaces for an effective insulating barrier.
- 2 High-density foam is available throughout the mainframe of the double-hung to enhance structural and thermal performance.
- 3 The beveled exterior edge adds style and curb appeal to an already sleek design.
- 4 Dual- and triple-pane insulating glass creates a sealed air space between the panes that is enhanced by our Duralite® warm-edge spacer system.
- 5 Metal reinforcements at the meeting rail add further stability.
- 6 Recessed, opposing cam locks secure your window without interrupting sight lines.
- 7 Heavy-duty weatherstripping and interlocking sashes help to keep weather and wind outside.
- 8 Recessed tilt latches can be released to tilt both top and bottom sashes into the home for easy cleaning.
- 9 Balance channel covers help achieve a polished look.
- 10 Push-button vent latches allow for optimal ventilation while giving you added peace of mind.
- 11 Welded combination sill featuring a deflection leg enhances rigidity and a five-degree slope directs water away from the home and eliminates unsightly weep holes.
- 12 Full-length, integrated ergonomic lift rails provide convenient, easy operation. Bevel on bottom rail makes gripping easy.
- 13 Detent clip keeps the top sash from drifting while an inverted-coil balance system ensures both sashes will stay where you put them, no matter the position.
- 14 An easily removable latching half screen gives you the freedom to let air in while keeping pests out. Featuring Clarity® mesh, the screen allows you to focus on what's important: the view.
- 15 Series consists of double-hung, double sliding, casement, awning, basement, bay and bow, picture, and architectural shape windows.

### Double Sliding Window Features:

- Heavy-duty tandem rollers ensure easy, consistent operation.
- Two- or three-panel configurations are available.

### Energy-Saving Glass Packages:

Our SolarZone™ insulated glass packages help you save on heating and cooling costs while also keeping your home more comfortable. In warm weather, SolarZone reduces solar heat gain, minimizes interior glare, and lowers inside glass temperature to save energy and keep you cool. In cold weather, SolarZone helps to control the heat inside your home by providing thermal protection that keeps the inside glass panel warmer.

	DOUBLE-HUNG		SLIDING	
	U-FACTOR	SHGC	U-FACTOR	SHGC
Clear Glass	0.44	0.57	0.44	0.57
SolarZone	0.27	0.28	0.27	0.27
SolarZone w/ Foam	0.27	0.28	N/A	N/A
SolarZone Elite	0.27	0.21	0.27	0.20
SolarZone Elite w/ Foam	0.26	0.21	N/A	N/A
SolarZone TG	0.22	0.25	0.21	0.23
SolarZone Sunshield	0.28	0.13	0.28	0.13
SolarZone w/ Blinds	0.36	0.23	N/A	N/A
SolarZone w/ Foam & Blinds	0.35	0.23	N/A	N/A

**Clear Glass:** Dual-pane, double-strength glass with warm-edge spacer system

**SolarZone:** Dual-pane, double-strength glass with Low-E coating, argon enhancement, and Duralite® warm-edge spacer system



**SolarZone Elite:** Dual-pane, double-strength glass with HP Low-E coating, argon enhancement, and Duralite® warm-edge spacer system

**SolarZone TG:** Triple-pane, single-strength glass with warm-edge spacer system, two coatings of Low-E, and argon enhancement

**SolarZone Sunshield:** Dual-pane, double-strength glass with LoE3-340 coating, argon enhancement, and warm-edge spacer system

**SolarZone w/ Blinds:** Dual-pane, double-strength glass with Low-E coating, warm-edge spacer system, and blinds-between-the-glass

**Foam Enhancement:** Foam enhancement is injected into the mainframe of the window, providing increased thermal performance



\*Foam-enhanced mainframe and triple-pane glass are optional upgrades on the 4000 series double-hung and picture window. If foam and triple-pane are both desired, you will receive the 6000 series.

1: Window values are based on standard 4000 Series offering. Values vary depending on grids and optional glass thicknesses upgrades (1/4" laminated, 1/8" tempered, 3/16" decorative glass etc) STC and HP performance values are also available. SolarZone for products with blinds-between-the-glass does not contain argon gas

# Window World

## Color Options:

Window World offers a wide variety of color options to complement the interior or exterior style of your home. Classic extruded vinyl colors can be enhanced by expertly applied interior woodgrains and rich-hued exterior finishes. High-performance exterior coatings provide low-maintenance, durable color while combining the look of wood-crafted windows with the energy efficiency of vinyl.

### Interior Palette



White Almond Clay



Natural Oak Hillside Oak Colonial Cherry

### Exterior Palette



White\* Bronze Almond Cream Clay

\*White exterior not available with almond interior



Silver\* Cocoa Forest Green Black\*

\*Silver and black exteriors not available with woodgrain interiors

## Grid Options:

Grids are available in numerous colors, sizes, and patterns to help achieve your desired aesthetic. From simulated divided lite grids, which convey a historical look, to grids-between-the-glass, which allow for easy cleaning, Window World's variety of grid options has something for everyone.

### Simulated Divided Lite



Available in White or Almond

### Grids-Between-the-Glass



Flat Sculptured


## Blinds-Between-the-Glass

The unique blinds-between-the-glass offer a longer service life than standard blinds while also eliminating the need for dusting. Engineered for ease of use, the internal design makes raising and lowering the blinds simple and intuitive and eliminates the possibility of blinds obstructing window operation. Blinds are not available on the double sliding window.

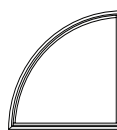


## Architectural Shapes:

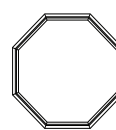
Many standard and custom window shapes are available to fit a wide range of spaces.



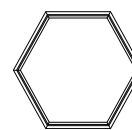
Circle



Quarter Circle



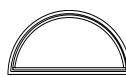
Octagon



Hexagon



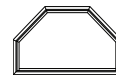
Extended Oval



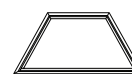
Circle Top



Half Eyebrow



Half Octagon



Half Hexagon



Eyebrow

1-800 NEXTWINDOW | [WindowWorld.com](http://WindowWorld.com)



\*Restrictions may apply. For complete details, see the warranty at your nearest Window World store.









