



# DDS- Planning & Zoning: Historic Review Application



Submission date: 25 September 2020, 1:50PM

Receipt number: 51

Question	Response
<b>Property Information</b>	
Property Address	Street:68 Burton City: Hartford State: CT Zip Code: 06112
Zoning District:	help
Parcel ID:	help
Property Owner:	Jeffrey M Stock LLC
Property Owner's Address:	Street: 184 Wood Rd City: Somers State: CT Zip Code: 06071
Phone:	8605020725
Email:	jeffstock79@gmail.com
<b>Applicant</b>	
Please check if "Applicant" is the same as "Property Owner"	Please check if "Applicant" is the same as "Property Owner"
Name of Applicant:	Jeff Stock
File Date:	9/25/2020
Address:	Street: City: State: Zip Code:
Phone:	
Email:	
<b>Primary Point of Contact</b>	
Name:	
Phone:	
Email:	

Describe your application action(s) and provide as much detail as possible.	I need to fix issues regarding blight and make property habitable again. I put in for an electrical permit in the past to make multiple units, but was told that I had to keep as a single family. I'm trying to make the property single family inhabitable, but it's 4200 sq ft so want to make it so that rooms are individually tenable. Lots of plumbing work needed. Really hoping that the city of Hartford will allow me to fix this place up nice so it can provide affordable housing. I'm not familiar much with processes and regulations and I'm on a relatively low budget to make building habitable.
Proposed work:	Repairs
Current materials being repaired/replaced:	tbd
Materials/products being used in work:	tbd
Please upload all supporting materials and photographs below.	
Signatures	
Signature of Applicant:	 <a href="#">Link to signature</a>
Name of Applicant:	Jeff Stock
Date:	9/25/2020
Signature of Property Owner:	 <a href="#">Link to signature</a>
Name of Property Owner:	Jeff Stock
Date:	9/25/2020

## Bengtson, Paul

---

**From:** Jeff Stock <jeffstock79@gmail.com>  
**Sent:** Thursday, May 27, 2021 5:38 PM  
**To:** Bengtson, Paul  
**Subject:** Window replacement  
**Attachments:** Screenshot\_20210527-172709.png; Screenshot\_20210527-172640.png

CAUTION: This email originated from outside of the organization. Do not click links or open attachments unless you recognize the sender and know the content is safe. Please contact the helpdesk at 860-757-9411 if you have any questions.

Hi Paul,  
You asked me to get two sources of window cost for vinyl versus wood.

\$642 vs \$268 is the cost difference at home depot. Adding \$200 each for install would be \$842 versus \$468.

The projects I'm seeking permission from the historic commission will cost \$3,000 excluding windows.

So if it's 10 windows (estimate), the total cost of wood is  $\$8420 + \$3000 = \$11,420$ .

Vinyl windows would be  $\$4680 + \$3000 = \$7,680$ .

The difference is 49.7 percent in cost, more than the 20 percent threshold by a wide margin. Estimates based on Lowes will be similar, but I could grab the number if required. Based on this, would request acceptability of the vinyl windows. Please let me know if you need anything further.

Thanks  
Jeff Stock  
860-502-0725

Windows > Double Hung Windows > Product Details

**American Craftsman** 27.75 in. x 53.25 in. 50 Series Double Hung White Vinyl Window with Buck Frame

★★★★★ (81)




Best Seller



**American Craftsman** 37.75 in. x 53.25 in. 50 Series Double Hung White Vinyl Window with Buck Frame

★★★★★ (312)

\$268.00



Exterior Color/Finish Family: White



Width (in.) x Height (in.): 37.75 x 56.75

5

37.75 x 40.75

37.75 x 48.75

37.75 x 56.75









CRYSTAL

CRYSTAL

CRYSTAL

CRYSTAL

62









CRYSTAL

WARNING  
Security  
Cameras In Use

GRANDER  
TRIANGLE













Felix (Elvins Uncle)

March 5, 5:43 PM









