

# DDS- Planning & Zoning: Historic Review Application



Submission date: 17 May 2021, 2:10PM

Receipt number: 230

## Property Information

Property Address  
Street: 8 Shultas Pl  
City: Hartford  
State: CT  
Zip Code: 06114

Zoning District:

Parcel ID: 250579205

Property Owner: Thomas Swarr

Property Owner's Address:  
Street: 8 Shultas Pl  
City: Hartford  
State: CT  
Zip Code: 06114

Phone: 860-575-4273

Email: swarrte@comcast.net

## Applicant

Please check if "Applicant" is the same as "Property Owner"

Name of Applicant: Renewal by Andersen

File Date: 05/17/2021

Address: Street: 10 Reservoir Road  
City: Smithfield  
State: RI  
Zip Code: 02917

Phone: 401-450-0708

Email: [kcatallozzi@renewalsne.com](mailto:kcatallozzi@renewalsne.com)

## Primary Point of Contact

Name: Kim Catallozzi

Phone: 401-450-0708

Email: [kcatallozzi@renewalsne.com](mailto:kcatallozzi@renewalsne.com)

Describe your application action(s) and provide as much detail as possible.

Replacing (1) double hung window...white exterior and no grilles

Replacing (2) awning windows...white exterior and 3w x 3h GBGs

Replacing (1) specialty window...white exterior and 5w x 4h GBGs

Replacing (1) front entry door and storm door

Replacing (1) rear entry door and storm door

Proposed work: Repairs

Current materials being repaired/replaced: wood

Materials/products being used in work: Fibrex & fiberglass

Please upload all supporting materials and photographs below. [T Swarr Historic Packet.pdf](#)  
[T Swarr Images.pdf](#)

## Signatures

Signature of Applicant:

A handwritten signature in black ink, appearing to be 'Kim Catalozzi', enclosed in a rectangular box.

[Link to signature](#)

Name of Applicant:

Kim Catalozzi

Date:

5/17/2021

Signature of Property Owner:

A handwritten signature in black ink, appearing to be 'Thomas Swarr', written in a cursive style.

[Uploaded signature image: T Swarr Signature.PNG](#)

Name of Property Owner:

Thomas Swarr

Date:

5/17/2021



# Itemized Order Receipt

dba: Renewal By Andersen of Southern New England

Legal Name: Southern New England Windows, LLC

RI #36079, MA #173245, CT #0634555, Lead Firm #1237

10 Reservoir Rd | Smithfield, RI 02917

Phone: 401-349-1384 | Fax: 401-633-6602 | sales@renewalsne.com

Thomas & Donna Swarr

8 Shultas Place

Hartford, CT 06114

H: (860)575-4274

C: (860)575-4273

ID#: ROOM:

DETAILS:

**Misc:** Misc, TO CONSTRUCTION DEPARTMENT:

**Misc:** Misc, THANK YOU!, As a reminder, it is the customer's responsibility to do any painting, staining or touch up work after installation. We appreciate your business and look forward to exceeding your expectations.

**Misc:** Misc, PERMIT, Customer has paid for Renewal by Andersen to secure a building permit for their project. Permit fees are non-refundable once Renewal By Andersen applies for a permit.

101 attic

**Window:** Double-Hung, 1:1, Slope Sill Insert, Traditional Checkrail, Exterior White, Interior White, **Glass:** All Sash: High Performance SmartSun Glass, No Pattern, **Hardware:** White, Standard Color Extra Lock, **Screen:** TruScene, Full Screen, **Grille Style:** No Grille, **Misc:** NEW Int. Stops, NEW Ext. Casing - Composite (Bright White), Picture Frame or Traditional, Includes sill nose.

102 attic

**Specialty:** Springline, Full Frame, EJ Frame, Exterior White, Interior White, **Glass:** All Sash: High Performance SmartSun Glass, No Pattern, **Grille Style:** Grilles Between Glass (GBG), **Grille Pattern:** All Sash: Renaissance 5w x 4h, **Misc:** NEW Int. STANDARD Casing - Pine, 2.5" or 3.5", colonial, clamshell or 1x4 flatstock. Picture frame or Traditional, stool and apron., NEW Ext. Casing - Composite (Bright White), Picture Frame or Traditional, Includes sill nose.



# Itemized Order Receipt

dba: Renewal By Andersen of Southern New England

Legal Name: Southern New England Windows, LLC

RI #36079, MA #173245, CT #0634555, Lead Firm #1237

10 Reservoir Rd | Smithfield, RI 02917

Phone: 401-349-1384 | Fax: 401-633-6602 | sales@renewalsne.com

Thomas & Donna Swarr

8 Shultas Place

Hartford, CT 06114

H: (860)575-4274

C: (860)575-4273

ID#: ROOM:

DETAILS:

103 attic

**Window:** Awning, EJ Frame, Exterior White, Interior White,  
**Glass:** All Sash: High Performance SmartSun Glass, No Pattern,  
**Hardware:** White, **Screen:** TruScene, Full Screen, **Grille Style:**  
Grilles Between Glass (GBG), **Grille Pattern:** All Sash: Prairie  
3w x 3h, **Misc:** NEW Int. STANDARD Casing - Pine, 2.5" or  
3.5", colonial, clamshell or 1x4 flatstock. Picture frame or  
Traditional, stool and apron., NEW Ext. Casing - Composite  
(Bright White), Picture Frame or Traditional, Includes sill nose.

104 attic

**Window:** Awning, EJ Frame, Exterior White, Interior White,  
**Glass:** All Sash: High Performance SmartSun Glass, No Pattern,  
**Hardware:** White, **Screen:** TruScene, Full Screen, **Grille Style:**  
Grilles Between Glass (GBG), **Grille Pattern:** All Sash: Prairie  
3w x 3h, **Misc:** NEW Int. STANDARD Casing - Pine, 2.5" or  
3.5", colonial, clamshell or 1x4 flatstock. Picture frame or  
Traditional, stool and apron., NEW Ext. Casing - Composite  
(Bright White), Picture Frame or Traditional, Includes sill nose.



# Itemized Order Receipt

dba: Renewal By Andersen of Southern New England

Legal Name: Southern New England Windows, LLC

RI #36079, MA #173245, CT #0634555, Lead Firm #1237

10 Reservoir Rd | Smithfield, RI 02917

Phone: 401-349-1384 | Fax: 401-633-6602 | sales@renewalsne.com

Thomas & Donna Swarr

8 Shultas Place

Hartford, CT 06114

H: (860)575-4274

C: (860)575-4273

ID#:	ROOM:	DETAILS:
201	front door	<p><b>Misc:</b> Misc, Provia Entry Door System, DETAILSSignet Single Entry Door in FusionFrame Textured36" x 84" Nominal SizeUnit Size: 37 9/16" x 84 13/16"Frame Depth: 6 9/16"2" Standard BrickmoldWith Storm Door - Sized to Fit on BrickmoldLeft Hand Inswing - Inside Looking OutEntry Door150 Style Signet Oak Fiberglass DoorSymphony Decorative Glass with Patina Caming and Low-E (SYP)Honey Wheat Inside and OutsideHardwareAntique Brass Flair LocksetAntique Brass Thumbturn DeadboltAntique Brass (5-Year) Kickplate - Outside OnlyFrameHoney Wheat Inside FrameSnow Mist White Outside Frame1 Tube of Snow Mist White1 Additional Tube of Oak CaulkBronze ADA Compliant Threshold7 9/16" Threshold DepthAntique Brass Ball Bearing HingesSecurity Plate</p>
202	front storm door	<p><b>Misc:</b> Misc, Provia Entry Door System, Spectrum 291 Full ViewCustom Opening Size: 36" x 83 1/8"Snow Mist WhiteStandard Z-BarPre-HungColor Matched Piano HingeHinge on Right (Viewed from Outside)1-1/2" Color Matched Bottom ExpanderAntique Brass Venice Mortise Handleset (DH267) LockB (DH265)Key Order AlikeHandleset Prep at Standard Location (39") on Left (Viewed from Outside)Color Matched Dual Closers (1) Easy-Set (1) Regular (DH307- 01)Clear GlassSash Meeting Rail Below Entry Door Glass: 50 13/16"Two Screens</p>



# Itemized Order Receipt

dba: Renewal By Andersen of Southern New England

Legal Name: Southern New England Windows, LLC

RI #36079, MA #173245, CT #0634555, Lead Firm #1237

10 Reservoir Rd | Smithfield, RI 02917

Phone: 401-349-1384 | Fax: 401-633-6602 | sales@renewalsne.com

Thomas & Donna Swarr

8 Shultas Place

Hartford, CT 06114

H: (860)575-4274

C: (860)575-4273

**ID#: ROOM: DETAILS:**

**203** back door

**Misc:** Misc, Provia Entry Door System, Heritage Single Entry Door in FusionFrame Textured 32" x 80" Nominal SizeUnit Size: 33 9/16" x 80 13/16"Frame Depth: 6 9/16"2" Standard BrickmoldWith Storm Door - Sized to Fit on BrickmoldLeft Hand Inswing - Inside Looking OutEntry Door4 Panel 206 Style Heritage Woodgrain Textured Fiberglass DoorComforTech DLALight Oak Inside and OutsideHardwareAntique Brass Flair Lockset (2 3/8" Backset)Antique Brass Thumbturn Deadbolt (2 3/8" Backset) Antique Brass (5-Year) Kickplate - Outside OnlyFrameLight Oak Inside FrameSnow Mist White Outside Frame1 Tube of Snow Mist WhiteBronze ADA Compliant Threshold7 9/16" Threshold DepthAntique Brass Ball Bearing HingesSecurity PlatePoplar Flat Casing (2" x 3/4") - Light Oak

**204** back storm

**Misc:** Misc, Provia Entry Door System, Spectrum 274CSH Colonial Half-Lite Custom Opening Size: 32" x 79 1/8" Snow Mist WhiteStandard Z-BarPre-HungColor Matched Piano HingeHinge on Right (Viewed from Outside)1-1/2" Color Matched Bottom ExpanderColonial Kick PanelAntique Brass Venice Mortise Handleset (DH267) LockB (DH265)Key Order AlikeHandleset Prep at Standard Location (39") on Left (Viewed from Outside)Color Matched Dual Closers (1) Easy-Set (1) Regular (DH307- 01)Clear GlassTop Screen

**WINDOWS: 3 PATIO DOORS: 0 SPECIALTY: 1 MISC: 7**



*Renewal by Andersen is committed to our customers' safety by complying with the rules and lead-safe work practices specified by the EPA.*

# Amendment to Purchase Agreement



This document serves as a legally binding Amendment to an original Purchase Agreement between the Customer(s) and Southern New England Windows LLC d/b/a Renewal by Andersen of Eagleville, VT. All Terms and Conditions of the original Purchase Agreement are still in full effect and this document serves ONLY as a supplement to the original Purchase Agreement. **By signing this Amendment**, Customer is agreeing to the addition/subtraction of work to be performed and is agreeing to the "New Purchase Agreement Amount" as stated on this document.

Customer Name(s): Thomas Swarr

Job Address: 8 Shultas place Hartford CT 06114

Original Purchase Agreement Date: 3/15/21 Renewal by Andersen Job #: 33639

Original Purchase Agreement Amount: \_\_\_\_\_ RbA Project Consultant: Jason Cox

Amount added/subtracted from the original Purchase Agreement\*: \_\_\_\_\_

**New Purchase Agreement Amount:** \_\_\_\_\_

Additional deposit amount needed from Customer to proceed with project\*: \_\_\_\_\_

**Additional payment notes:**

Check box if the new Payment Terms include an adjustment to an existing GreenSky account & **LOAN IS ACTIVATED AFTER ADJUSTMENT**

**\*If you are NOT using a financing plan offered through GreenSky, total deposit amount collected must be at least 33% of the New Purchase Agreement Amount.** All additional monies that have not been paid as a deposit will be added to the final amount owed upon the substantial completion of this project. All future invoices shall be payable by check or cash if not financed.

# of units **ADDED or CHANGED** to original Purchase Agreement: 1

**Description of units and/or work to be added or changed:**

Changed storm door from spectrum 274CSH to Deluxe 394 Provincial

# of units **SUBTRACTED** from original Purchase Agreement: 0

**Description of units and/or work to be subtracted:**

RbA Sales Rep Signature: *J.M. Gp*

Date: 4/7/21

Customer Signature: Thomas E Swarr



Date: 4/7/21



# 102 attic

Specialty - 30.00W x 53.00H

- CHANGE ORDER -



# YOUR PROFESSIONAL-CLASS PRODUCT

Signet Oak Fiberglass Entry Door with Symphony Decorative Glass

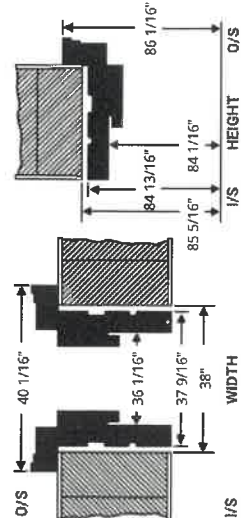


OUTSIDE VIEW

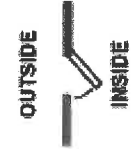


INSIDE VIEW

## SIZING



## HANDING



## ENERGY

ENERGY PERFORMANCE RATINGS	
U-Factor (U54-P)	0.22
Solar Heat Gain Coefficient	0.07
ADDITIONAL PERFORMANCE RATINGS	
Visible Transmittance	0.12
-	
<b>ENERGY STAR<sup>®</sup> Certified</b> In All 50 States.	



877.389.0835  
2150 State Route 39  
Sugarcreek, OH 44681

## QUOTE INFORMATION

Job: Donna Swarr  
Tag: Front Door  
Order #7124444

## DETAILS

### Signet Single Entry Door in FusionFrame Textured

36" x 84" Nominal Size  
Unit Size: 37 9/16" x 84 13/16"  
Frame Depth: 6 9/16"  
2" Standard Brickmold  
With Storm Door - Sized to Fit on Brickmold  
Left Hand Inswing - Inside Looking Out

### Entry Door

150 Style Signet Oak Fiberglass Door  
Symphony Decorative Glass with Patina Caming and Low-E (SYP)

Honey Wheat Inside and Outside

### Hardware

Antique Brass Flair Lockset  
Antique Brass Thumbturn Deadbolt  
Antique Brass (5-Year) Kickplate - Outside Only

### Frame

Honey Wheat Inside Frame  
Snow Mist White Outside Frame  
1 Tube of Snow Mist White  
1 Additional Tube of Oak Caulk  
Bronze ADA Compliant Threshold  
7 9/16" Threshold Depth  
Antique Brass Ball Bearing Hinges  
Security Plate

# YOUR PROFESSIONAL-CLASS PRODUCT

Spectrum Series Storm Door - Model 291 Full View



OUTSIDE VIEW



INSIDE VIEW

## SIZING

Custom Opening Size: 36" x 83 1/8"  
 Minimum Opening Size: 35 3/4" x 82 15/16"  
 Maximum Opening Size: 36 1/8" x 84 1/16"  
 Unit Size (Inside Z-Bar): 35 5/8" x 82 7/8"  
 Tip-to-Tip (Outside Z-Bar): 38" x 84"  
 Slab Size: 35 1/8" x 82 1/4"

## HANDING

Hinge on the Right  
 Outside Looking In

## ENERGY

ENERGY PERFORMANCE RATINGS  
 U-Factor (U.S./I-P) Solar Heat Gain Coefficient  
**1.04 0.86**

ADDITIONAL PERFORMANCE RATINGS  
 Visible Transmittance Total UV  
**0.90 0.73**



877-389-0835  
 2150 State Route 39  
 Sugarcreek, OH 44681

## QUOTE INFORMATION

Job: Donna Swarr  
 Order #7124444

## DETAILS

Spectrum 291 Full View  
 Custom Opening Size: 36" x 83 1/8"  
 Snow Mist White  
 Standard Z-Bar  
 Pre-Hung  
 Color Matched Piano Hinge  
 Hinge on Right (Viewed from Outside)  
 1-1/2" Color Matched Bottom Expander  
 Antique Brass Venice Mortise Handleset (DH267) LockB (DH265)  
 Key Order Alike  
 Handleset Prep at Standard Location (39") on Left (Viewed from Outside)  
 Color Matched Dual Closers (1) Easy-Set (1) Regular (DH307-01)  
 Clear Glass  
 Sash Meeting Rail Below Entry Door Glass: 50 13/16"  
 Two Screens

## INFORMATION AND WARNINGS

The selected storm door handle can be keyed to entry doors and other Multi-Point Mortise storm door handles.  
 Entry Door and Storm Door hinge sides do not match.  
 Using an ADA threshold for the entry door forces a custom sized storm door.

# YOUR PROFESSIONAL-CLASS PRODUCT

Heritage Woodgrain Textured Fiberglass Entry Door with Clear Glass

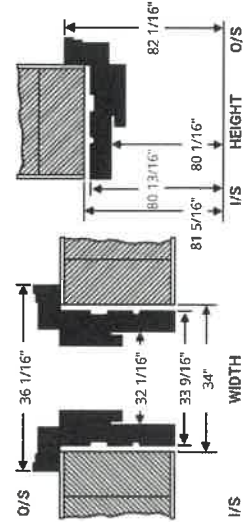


OUTSIDE VIEW

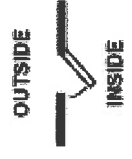


INSIDE VIEW

## SIZING



## HANDING



## ENERGY

ENERGY PERFORMANCE RATINGS	
U-Factor (U.S.A.-P)	0.16
Solar Heat Gain Coefficient	0.04
ADDITIONAL PERFORMANCE RATINGS	
Visible Transmittance	0.05
	-



## QUOTE INFORMATION

Job: Donna Swarr  
 Tag: Back Door  
 Order #7124444

## DETAILS

### Heritage Single Entry Door in FusionFrame Textured

32" x 80" Nominal Size  
 Unit Size: 33 9/16" x 80 13/16"  
 Frame Depth: 6 9/16"  
 2" Standard Brickmold  
 With Storm Door - Sized to Fit on Brickmold  
 Left Hand Inswing - Inside Looking Out

### Entry Door

4 Panel 206 Style Heritage Woodgrain Textured Fiberglass Door

ComforTech DLA

Light Oak Inside and Outside

### Hardware

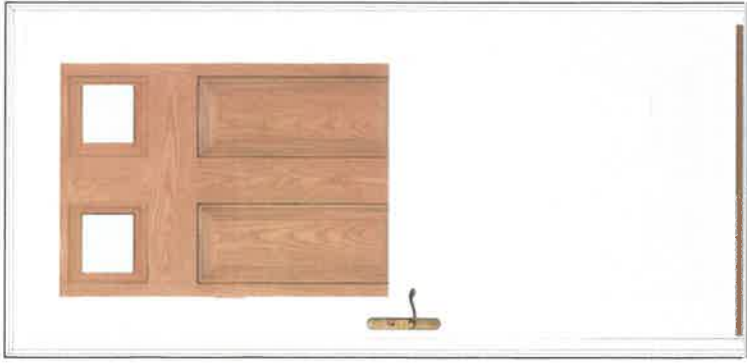
Antique Brass Flair Lockset (2 3/8" Backset)  
 Antique Brass Thumbturn Deadbolt (2 3/8" Backset)  
 Antique Brass (5-Year) Kickplate - Outside Only

### Frame

Light Oak Inside Frame  
 Snow Mist White Outside Frame  
 1 Tube of Snow Mist White  
 Bronze ADA Compliant Threshold  
 7 9/16" Threshold Depth  
 Antique Brass Ball Bearing Hinges  
 Security Plate  
 Poplar Flat Casing (2" x 3/4") - Light Oak

# YOUR PROFESSIONAL-CLASS PRODUCT

Spectrum Series Storm Door - Single Hung Model 274SH Colonial Half-Lite



OUTSIDE VIEW



INSIDE VIEW

## SIZING

Custom Opening Size: 32" x 79 1/8"  
 Minimum Opening Size: 31 3/4" x 78 15/16"  
 Maximum Opening Size: 32 1/8" x 80 1/16"  
 Unit Size (Inside Z-Bar): 31 5/8" x 78 7/8"  
 Tip-to-Tip (Outside Z-Bar): 34" x 80"  
 Slab Size: 31 1/8" x 78 1/4"

## HANDING

Hinge on the Right  
 Outside Looking In

## ENERGY

**ENERGY PERFORMANCE RATINGS**  
 U-Factor (U<sub>5/16</sub>-P) Solar Heat Gain Coefficient  
**1.04 0.86**

**ADDITIONAL PERFORMANCE RATINGS**  
 Visible Transmittance Total UV  
**0.90 0.73**



877.389.0835  
 2150 State Route 39  
 Sugarcreek, OH 44681

## QUOTE INFORMATION

Job: Donna Swarr  
 Order #7124444

## DETAILS

Spectrum 274CSH Colonial Half-Lite  
 Custom Opening Size: 32" x 79 1/8"  
 Snow Mist White  
 Standard Z-Bar  
 Pre-Hung  
 Color Matched Piano Hinge  
 Hinge on Right (Viewed from Outside)  
 1-1/2" Color Matched Bottom Expander  
 Colonial Kick Panel  
 Antique Brass Venice Mortise Handleset (DH267) LockB (DH265)  
 Key Order Alike  
 Handleset Prep at Standard Location (39") on Left (Viewed from Outside)  
 Color Matched Dual Closers (1) Easy-Set (1) Regular (DH307-01)  
 Clear Glass  
 Top Screen

## INFORMATION AND WARNINGS

The top sash will slide past the exterior of the kick panel when ventilated.  
 The selected storm door handle can be keyed to entry doors and other Multi-Point Mortise storm door handles.  
 Entry Door and Storm Door hinge sides do not match.  
 Using an ADA threshold for the entry door forces a custom sized storm door.

